

THE HIVE'S CHILDREN'S UNIVERSITY CLUB

AUTUMN 2024

OCTOBER BLACK HISTORY MONTH

Pawprint Challenges

Key stage 1, 2 & 3

Pawprint Badges - Martin Luther King Jr

[Martin-Luther-King-Jr-Challenge-Badge-Activity-Pack.pdf](#)

Pawprint Badges - Mary Jackson

[Mary-Jackson-Challenge-Badge-Activity-Pack.pdf](#)



Pawprint Badges - Black History Month

[Black-History-Month-Challenge-Badge-Activity-Pack.pdf](#)

1 credit per badge

KS3

FILM: The Power of Unity Film

Free

The film tells the remarkable true story of Seretse Khama, the King of Bechuanaland (modern Botswana) and Ruth Williams, a London office worker, whose love triumphed over oppression and intolerance to lay the foundations for one of Africa's most peaceful and prosperous countries.

<https://www.tes.com/teaching-resource/a-united-kingdom-the-power-of-unity-11380208>

1 Credit



Museum of Croydon

Suitable for KS1 & 2

Online Learning Packs:

<https://museumofcroydon.com/black-history-in-croydon-learningpack>

Find out about Croydon's Famous Music History:

- Samuel Coleridge Taylor
- 'Stormzy', A.K.A. Michael Ebenezer Kwadjo Omari Oquo Jr.

Activities

[Draw a Portrait - Activity](#)

Draw a picture of a famous black Croydon resident (or just your favourite Croydon black resident) using our frame. Post it on social media using #MOCBlackhistorymonth and we will share them!

[Wordsearch - Activity](#)

Migration - find out about

- Seretse Khama
- The British West Indies Regiment and the Vignale brothers
- Windrush
- Sislin Fay Allen


[Hengist Plane Collage](#)

Colour in or collage the drawing of the Hengist plane which is similar to the passenger planes flown to and from Croydon Airport during the 1920's.

[Post Card Activity](#)

Design and write a postcard to a loved one.

1 credit per activity



THE HIVE'S CHILDREN'S UNIVERSITY CLUB

AUTUMN 2024

GET CREATIVE

Key stage 1.2 & 3

Tate Britain Tate Kids has a wide range of activities to support children's learning in Art, including things to make and create as well as videos and quizzes around art appreciation.

<https://www.tate.org.uk/kids>

You can choose from a variety of topics:

Tate Make:

<https://www.tate.org.uk/kids/make>

BE INSPIRED AND CREATE

- Paint and Draw
- Cut and Paste
- Sculpture
- Art and Technology
- Performance

Tate Games and Quizzes

<https://www.tate.org.uk/kids/games-quizzes>

PLAY AND HAVE FUN WITH ART

Tate Explore

<https://www.tate.org.uk/kids/explore>

GO ON AN ART ADVENTURE

Have fun!

Why not try Tate Paint and create your piece of art online!

<https://www.tate.org.uk/kids/games-quizzes/tate-paint>

You can start with a blank canvass or select from the following themes:

Weather, Food, Natural World or Experiments.

**When you have finished you can save your work.
We would love to see what you have created.**

Here is a selection of ideas that we think you might like

JACQUELINE WILSON'S MAGICAL TOUR OF TATE BRITAIN

How can an art gallery inspire you to tell your own stories?

<https://www.tate.org.uk/kids/explore/kids-view/jacqueline-wilsons-magical-tour-tate-britain>

DRAW A DANCER

Artist Joey Yu shows you how to draw to music

<https://www.tate.org.uk/kids/make/paint-draw/draw-dancer>

POETRY COLLAGE

Collect words, make a chance poem, and stitch a poetry collage

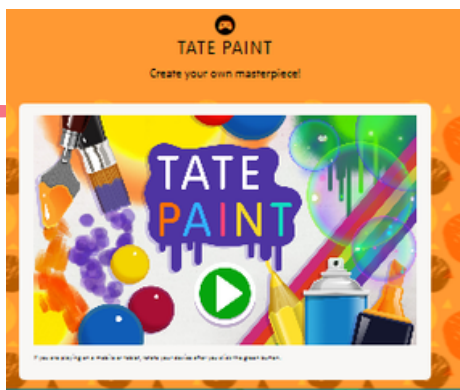
<https://www.tate.org.uk/kids/make/cut-paste/poetry-collage>

DRAWING EXPERIMENTS

Think like the artist Alberto Giacometti and create interesting portraits and landscapes

<https://www.tate.org.uk/kids/make/paint-draw/drawing-experiments>

1 credit per activity



THE HIVE'S CHILDREN'S UNIVERSITY CLUB

AUTUMN 2024

SCIENCE

Key stage 1 & 2

Science fun at home
Science Museum
Wonderlab+

Wonderlab+ is a website for children and families from the Science Museum Group. Here you can play games, do quizzes, watch videos and be inspired to get hands-on with science and maths at home.

Why not try something from each category:

Make and Do

<https://wonderlabplus.sciencemuseumgroup.org.uk/make-and-do>

Explore It, Make It! game

<https://wonderlabplus.sciencemuseumgroup.org.uk/games/explore-it-make-it-game>

Get Messy

<https://wonderlabplus.sciencemuseumgroup.org.uk/get-messy>

Quizzes

<https://wonderlabplus.sciencemuseumgroup.org.uk/quizzes>

Your World

<https://wonderlabplus.sciencemuseumgroup.org.uk/your-world>

Space

<https://wonderlabplus.sciencemuseumgroup.org.uk/space>

Videos

<https://wonderlabplus.sciencemuseumgroup.org.uk/videos>

Games

<https://wonderlabplus.sciencemuseumgroup.org.uk/games>

NATURE AND THE ENVIRONMENT

Key stage 1, 2 & 3

Forestry England and Children's University:

<https://www.forestryengland.uk/childrens-university-autumn-activities>

2 credits

Also you can download the free Room on the Broom autumn activity sheets for a colourful day out with the kids

<https://www.forestryengland.uk/family-activity/autumn-activity-sheets-room-the-broom>

Looking for ways to engage your family with nature this autumn? These activity sheets are bursting with exciting seasonal activities to engage your senses, so you're sure to have hours of forest fun.

What's inside?

Inspired by and featuring characters from Room on the Broom, inside you'll find autumn activities to bring sights, sounds and smells of the forest to life:

- Craft witchy autumn wands to capture the magic of forests
- Explore the spectrum of autumn colours and spot them in the woods
- Hunt for forest treasure on a Halloween scavenger hunt
- Create forest art, inspired by nature
- Cook up a forest potion, and write your own spell
- Listen to the sounds of the season, and make an autumn sound map



1 credit per activity



HALLOWEEN JUST FOR FUN



Key stage 1.2 & 3

Family Halloween Fun

Pumpkins!

Draw your design for a pumpkin and ask an adult to help you draw it onto a pumpkin and carve it out. See how it looks with a light or candle inside!

OR

Make your own orange pumpkin from this super-easy playdough recipe. It's quick and you only need a few store cupboard ingredients.

Recipe:

Makes 1 coloured ball

Prep 10 minutes

- 8 tbsp plain flour
- 2 tbsp table salt
- 60ml warm water
- food colouring Yellow and Red
- 1 tbsp vegetable oil

Method

1. Mix the flour and salt in a large bowl. In a separate bowl mix together the water, a few drops of food colouring and the oil.

2. Pour the coloured water into the flour mix and bring together with a spoon.

3. Dust a work surface with a little flour and turn out the dough. Knead together for a few minutes to form a smooth, pliable dough. If you want a more intense colour you can work in a few extra drops of food colouring. (You can always add some pumpkin spice or cinnamon to make it smell nice).

4. Store in a plastic sandwich bag (squeeze out the air) in the fridge to keep it fresh.

<https://www.bbcgoodfood.com/howto/guide/playdough-recipe>

Shape your dough into a pumpkin and make a hollow for a battery powered Tea Light and put in your window!

Get Decorating!

Make some Halloween decorations using materials found in the house! See what you can do with items that would have gone in the bin!

Shake it up!

See how many words you can make with the letters from:

TRICK OR TREAT

Spooky Cooking

BBC Good Food have some great recipes if you are inviting friends for tea!

<https://www.bbcgoodfood.com/howto/guide/halloween-recipes-make-kids>

Spider pizzas

Ghoulish cupcakes

Frozen banana ghosts

Spooky Stories

Do you have a favourite spooky story?

Try writing your own story or poem and read it to your friends and family in the light of your pumpkin!




1 credit per activity

THE HIVE'S CHILDREN'S UNIVERSITY CLUB

AUTUMN 2024

CELEBRATIONS

Key stage 1, 2 & 3



31st October 2024 - Diwali

Diwali is celebrated by Hindus, Sikhs and Jains; find out about one of these religions, their beliefs and the teachings they follow. [Try this Pawprint Challenge](#)
Or

Try designing your own Henna Hands:

This is really easy but beautiful art for Diwali using a hand print. Draw the outline of your own hand and cut it out and decorate

5th November - Bonfire Night

Remember, remember, the fifth of November...

...Gunpowder, treason and plot. We see no reason why gunpowder treason should ever be forgot! Ready to delve back in time to the world of Guy Fawkes? [Try this Pawprint Challenge](#)

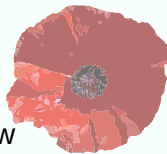
11th November Remembrance Day

Pawprint Badges - Remembrance Day - Black Poppy
[Download Free Activity Pack](#)

Or

Things to try at home:

- Make a poster and put it in your window
- Decorate a pebble and take it to your local war memorial



25th December to 2nd January: Hanukka

The Jewish festival, also known as the Festival of Lights! Celebrated with the lighting of candles, playing games and eating fried foods. Let's find out more and celebrate Hanukkah together!

[Try this Pawprint Challenge](#)

All activities 1 credit



PAWPRINT BADGES - CHILDREN'S UNIVERSITY AUTUMN CHALLENGE

Key stage 1, 2 & 3



For the first time, Children's University have teamed up with Pawprint Badges to run our very own Autumn Challenge! You can take part completely for free, but there is also a fantastic woven badge you can buy to commemorate your participation. Simply download the Challenge Pack from Pawprint for free, and let them know when you've completed the challenge

<https://pawprintfamily.com/wp-content/uploads/2024/09/Childrens-University-Autumn-Challenge-Badge-Activity-Pack.pdf>

4 credits



SKILLS BUILDER CHALLENGES

Key stage 1, 2 &3

Skill: Listening

Make it your mission to listen carefully all day today. You could listen to a story, a podcast, the lyrics of a song, a news report on the TV or radio or a conversation. Choose one thing you have listened carefully to and tell someone else about it, making sure you include the important information.

Skill: Speaking

Imagine you have been asked to speak on a podcast about things to do in your local area. Prepare a short speech detailing all the things you enjoy doing in your community. Practise what you will say and then you could record your presentation to share afterwards or do a live performance! Invite your 'Listeners' to ask you questions about your speech.

Skill: Problem Solving

Consider the problem: You need to pack as many things as you can into a container, such as a shoe box, a suitcase or another container of some kind. How will you go about this? Try different arrangements to see the maximum number of items you can get into the container space. You might want to challenge a family member to see if they can match or better your total. Make the challenge harder by making it so some irregular shaped items have to be included.

Skill: Creativity

Take a look at a map of the world. Choose a country that interests you. Find out about the food of that country. Imagine you have been asked to design a menu which includes food from that country. Which foods might you include on that menu? How many different ideas can you come up with? Create an example menu and include pictures of the dishes to show your family. You may want to challenge them to choose another country and do the same.

SKILLS BUILDER CHALLENGES

Key stage 1, 2 & 3

Skill: Staying Positive

When inventing the lightbulb Thomas Edison tried and failed many times. He is quoted as saying, 'I have not failed. I have just found 10,000 ways that do not work'.

Talk to a family member about this quote.

Share your feelings about a time when you have experienced a sense of failure and how you kept going.

Skill: Aiming High

Consider a goal that you would like to achieve in the next few weeks or months of the year. What are the steps you will need to take to reach your goal? Draw these as stepping stones and write down 3 actions you should take to help you reach your goal.

Share your drawing with a family member and talk about what you are going to do. They may have some great ideas and encouragement to help you

Skill: Teamwork

When you are out in the garden, at the park, woods or the seaside with your family, work together to create a piece of natural art. Encourage everyone to join in and decide together where to make the art, what to use and what it will look like. Work as a team to gather natural resources such as sticks, leaves, stones or shells to create your art. Can you share ideas and come to an agreement about the design? Can you help each other creating it?

Skill: Leadership

Plan a picnic for all of the family to enjoy - it could be at home or out and about. What do you need to prepare beforehand? Can you share out the jobs that need to be done with others in your household and let everyone know their role and responsibility? Think about who would be best at which jobs and why.

You can find all the skills, together with reflection questions at <https://www.skillsbuilder.org/homelearning/skills-challenges>. We will give 1 credit for each skill completed and additional credits for reflection questions.



THE HIVE'S CHILDREN'S UNIVERSITY CLUB

AUTUMN 2024

When you have completed your chosen activities, keep a record here and send to us with your evidence and we will send you your codes.

Email Istout@thehive-croydon.org



Autumn Term 2024 Challenge Pack		Date	Evidence		Date	Evidence
Au	Black History Month			Family Halloween		
	Pawprint Badges Martin Luther King			Pumpkin Playdough		
Bl	Pawprint Badges Mary Jackson			Halloween decorations		
Pa	Pawprint Bades BlackHistory Month			Shake it up		
Pa	The Power of Unity			Spooky Cooking		
Th	Museum of Croydon Online Learning Packs			Spooky Stories		
Mu						
	Get Creative			Celebrations		
Ge	Tate Modern Online Activities: Tate Make			Paw Print Challenges:		
Ta	Tate Modern Online Activities: Tate Quizzes			Diwali		
Ta				Bonfire Night		
Sc	Science			Remembrance Day		
Lic	Make & Do			Hanukka		
Sc	Explore It, Make It! Game			Children's Univeristy Autumn Challenge		
Kit	Get Messy					
	Quizzes			Skills Builder Challenges		
Na	Your World			Listening		
Fo	Space			Speaking		
Rc	Videos			Problem Solving		
	Games			Creativity		
				Staying Positive		
	Nature and Environment			Aiming High		
	Forestry England Autumn Activities			Teamwork		
	Room on The Broom			Leadership		